


ADMINISTERING MOBY.READ BENCHMARK & PROGRESS MONITOR – QUICK REFERENCE FOR TEACHERS



MOBY.READ

Assess oral reading fluency of K-5 students in 15 minutes. Students read aloud and retell stories, and then answer questions about the stories. Moby.Read is self-administered and automatically scored. Reading scores are immediately available online.

Register

To administer a test, you need a Teacher account. Registration for Moby.Read is by invitation. Follow the instructions in the email invite to complete the registration.

Registration form with fields for First Name, Last Name, Email, Password, and Confirm Password. A "sign up" button is at the bottom right. A note at the bottom indicates "*Required field".

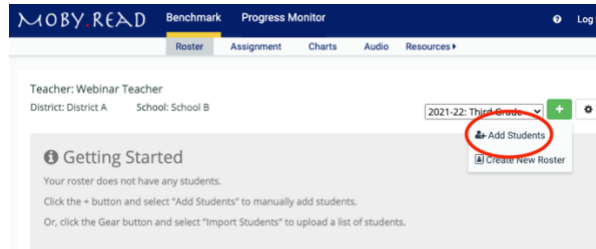
Benchmark Setup

1 Create a class roster

1. Click **Teacher** at www.mobyread.com and log in with your credentials to access the roster page for your registered grade.



2. Click the + sign and select **Add Students** to add students to the roster manually or click and use **Import Roster** to upload students.



3. Assign each student a unique student ID. We recommend a school or district-assigned ID.

Note: Each Student ID must be unique within your school or school district to track student progress across rosters. Contact your Moby.Read School Administrator for instructions on obtaining or creating a unique student ID.

4. Once students are added, tokens are generated automatically and are valid for the entire school year. The same token is

used for both a student's benchmark and progress monitor test.

- (Optional) Click and **Export Roster** to download the class roster information into a spreadsheet.

2 Assign a benchmark

1. Go to the **Assignment** page from the top navigation menu.
2. Select a form.
3. To assign forms to all students at once, click the top checkbox.
4. Click **Update Assignments**.

ID	Alias	Student	Token	Last Form Taken		Update Assignment		Current Assignment	
				Form	Date	Form	Form	Assigned Form	Assigned Date
<input checked="" type="checkbox"/>	BK1	Kim	MEACJ			3F - Recommended			
<input checked="" type="checkbox"/>	BK2	Tim	CBUEY			3F - Recommended			
<input checked="" type="checkbox"/>	BK3	Jim	NTKMA			3F - Recommended			

Update Assignments will update the assignment for all selected

Note: By clicking **Update Assignments**, students who have not taken a test yet will be assigned the Fall form of the grade of the roster. If they have taken a test, they will be assigned the form that follows their last administration (e.g., if they took 2F, they will be assigned 2W).

5. The assigned forms and dates appear under Current Assignment and will move to Last Form Taken when the test is completed.

ID	Alias	Student	Token	Last Form Taken		Update Assignment		Current Assignment	
				Form	Date	Form	Form	Assigned Form	Assigned Date
<input type="checkbox"/>	BK1	Kim	MEACJ			3F - Recommended		BM - 3F	09 Aug 2021
<input type="checkbox"/>	BK2	Tim	CBUEY			3F - Recommended		BM - 3F	09 Aug 2021
<input type="checkbox"/>	BK3	Jim	NTKMA			3F - Recommended		BM - 3F	09 Aug 2021

ADMINISTERING MOBY.READ BENCHMARK & PROGRESS MONITOR – QUICK REFERENCE FOR TEACHERS



- Students take a test with their respective tokens listed under the Tokens column.

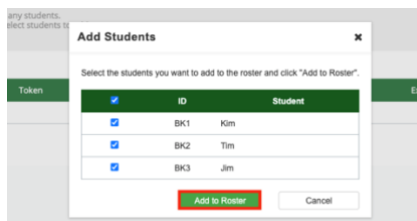
ID	Alias	Student	Token	Last Form Taken		Update Assignment		Current Assignment	
				Form	Date	Form	Assigned Form	Assigned Date	
<input checked="" type="checkbox"/>	BK1	Kim	MEACJ	3F - Recommended					
<input checked="" type="checkbox"/>	BK2	Tim	CBUEY	3F - Recommended					
<input checked="" type="checkbox"/>	BK3	Jim	NTKMA	3F - Recommended					

Note: Changing the form will not automatically update the assignment. Always make sure to click **Update Assignments** when changing a form.

Progress Monitor Setup

1 Create a class roster

- Click **Teacher** at www.mobyread.com and log in with your credentials. Select the **Progress Monitor** tab on the top of the page and switch to the progress monitor platform.
- Click the **+** sign and **Add Students**. Click the checkboxes of the students you would like to add to your roster. Click **Add to Roster**.



Note: Only the students who have taken a Moby.Read benchmark test without exception scores will be displayed in the selection.

- (Optional) Click and **Export Roster** to download the class roster information into a spreadsheet.

2 Set benchmark goals (optional)

- Go to the **Goals** page from the top navigation menu to set Winter and Spring mWCPM benchmark goals (see *Score Components and Scales* for a definition of mWCPM).
- Enter Winter and Spring goals for each student. Click anywhere outside the text field to save the goal.

Most Recent Benchmark Result				H&T Norms for: Grade 3 - Winter				mWCPM Goals		
ID	Student	Form	Date	mWCPM	10Nile	25Nile	50Nile	75Nile	Writer	Spring
BK1	Kim	BM - 3F	10 Aug 2021	76	62	79	97	137	65 <input type="text"/>	80 <input type="text"/>
BK2	Tim	BM - 3F	10 Aug 2021	107	62	79	97	137	70 <input type="text"/>	75 <input type="text"/>
BK3	Jim	BM - 3F	10 Aug 2021	78	62	79	97	137	55 <input type="text"/>	60 <input type="text"/>

Note: The most recent benchmark results and Hasbrouck and Tindall (H&T) Norms are listed to the left of the mWCPM Goals. Select any H&T grade norm from the drop-down menu.

Most Recent Benchmark Result				H&T Norms for: Grade 3 - Winter				mWCPM Goals		
ID	Student	Form	Date	mWCPM	10Nile	25Nile	50Nile	75Nile	Writer	Spring
BK1	Kim	BM - 3F	10 Aug 2021	76	62	79	97	137	<input type="text"/>	<input type="text"/>
BK2	Tim	BM - 3F	10 Aug 2021	107	62	79	97	137	<input type="text"/>	<input type="text"/>
BK3	Jim	BM - 3F	10 Aug 2021	78	62	79	97	137	<input type="text"/>	<input type="text"/>

- The goals will be automatically mapped on the Progress Chart.

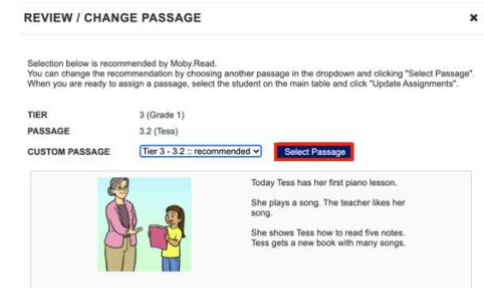
3 Assign a progress monitor

- To assign forms, go to the **Assignment** page from the top navigation menu.

- The Next Form column shows the progress monitor passage automatically recommend by the Moby.Read system based on the student's benchmark results. Click next to see details of the recommended passage.

ID	Student	Token	Form	Date	Next Form	Re-Reads	Current Assignment	
							Assigned Form	Assigned Date
<input type="checkbox"/>	BK1	Kim	MEACJ	BM - 3F	10 Aug 2021	PM - 5.1	2	
<input type="checkbox"/>	BK2	Tim	CBUEY	BM - 3F	10 Aug 2021	PM - 7.1	2	
<input type="checkbox"/>	BK3	Jim	NTKMA	BM - 3F	10 Aug 2021	PM - 5.1	2	

- (Optional) Clicking allows you to choose any passage from the CUSTOM PASSAGE drop-down menu. Click **Select Passage**.



- Set the number of times students listen to the model read of the assigned passage and re-read it for fluency practice (0-5 times). The default is set to 2. To change the number of re-reads for all students at once, use the drop-down menu within the Re-Reads heading.

ID	Student	Token	Form	Date	Next Form	Re-Reads	Current Assignment	
							Assigned Form	Assigned Date
<input type="checkbox"/>	BK1	Kim	MEACJ	BM - 3F	10 Aug 2021	PM - 5.1	2	
<input type="checkbox"/>	BK2	Tim	CBUEY	BM - 3F	10 Aug 2021	PM - 7.1	2	
<input type="checkbox"/>	BK3	Jim	NTKMA	BM - 3F	10 Aug 2021	PM - 5.1	2	

ADMINISTERING MOBY.READ BENCHMARK & PROGRESS MONITOR – QUICK REFERENCE FOR TEACHERS



- Click the checkbox of the student who you wish to create an assignment for. Click the top checkbox to select all students.
- Click **Update Assignments**.

		Last Form Taken			Update Assignment		Current Assignment	
ID *	Student †	Token	Form	Date	Next Form	Re-Reads	Assigned Form	Assigned Date
<input checked="" type="checkbox"/>	BK1	Kim	MEACJ	BM - 3F	10 Aug 2021	PM - 5.1	2	
<input checked="" type="checkbox"/>	BK2	Tim	CBUEY	BM - 3F	10 Aug 2021	PM - 7.1	2	
<input checked="" type="checkbox"/>	BK3	Jim	NTKMA	BM - 3F	10 Aug 2021	PM - 5.1	2	

Clicking Update Assignments will automatically assign the Progress Monitor form listed in the Next Form column to all selected students on your roster.

Update Assignments

Note: Clicking **Update Assignments** will automatically assign the Progress Monitor form listed in the Next Form column to all selected students on your roster.

- The assigned forms and dates appear under Current Assignment and will move to Last Form Taken when the test is completed.

		Last Form Taken			Update Assignment		Current Assignment	
ID *	Student †	Token	Form	Date	Next Form	Re-Reads	Assigned Form	Assigned Date
<input type="checkbox"/>	BK1	Kim	MEACJ	BM - 3F	10 Aug 2021	PM - 5.1	2	PM - 5.1 10 Aug 2021
<input type="checkbox"/>	BK2	Tim	CBUEY	BM - 3F	10 Aug 2021	PM - 7.1	2	PM - 7.1 10 Aug 2021
<input type="checkbox"/>	BK3	Jim	NTKMA	BM - 3F	10 Aug 2021	PM - 5.1	2	PM - 5.1 10 Aug 2021

- Students take their Progress Monitor test with the same tokens used for their benchmark test, as listed in the Tokens column.

		Last Form Taken			Update Assignment		Current Assignment	
ID *	Student †	Token	Form	Date	Next Form	Re-Reads	Assigned Form	Assigned Date
<input type="checkbox"/>	BK1	Kim	MEACJ	BM - 3F	10 Aug 2021	PM - 5.1	2	PM - 5.1 10 Aug 2021
<input type="checkbox"/>	BK2	Tim	CBUEY	BM - 3F	10 Aug 2021	PM - 7.1	2	PM - 7.1 10 Aug 2021
<input type="checkbox"/>	BK3	Jim	NTKMA	BM - 3F	10 Aug 2021	PM - 5.1	2	PM - 5.1 10 Aug 2021

Administration & Score Review

1 Demo the test (optional)

Show your students a demo ahead of the test to model the experience. Visit www.amiread.com/login/demo for a 2nd grade or Kindergarten demo benchmark test.

2 Administer a test

Moby.Read can be taken on a laptop or iPad using a Chrome browser. Explain the test to students and show them a demo, if possible. Administer the test in a quiet place. If you are using a headset (highly recommended), connect it to the device, and make sure it fits properly. Allow use of the microphone when prompted (disable ad blockers if installed).

- Click on **Student** at www.mobyread.com.



- Enter the student's token and click **Enter**.
- Confirm the student's identity and click **YES**.



The test begins and runs automatically. When the test is complete, Moby.Read returns to the ID input screen.

3 Review scores

Test results are available for review immediately after a student completes the test. Click on **Teacher** at www.mobyread.com and log in with your credentials to review scores.

ID *	Alias †	Student †	Token	Form	Level	mWCPM	Acc	Comp	Expr	Audio	Date
BK1		Kim	MEACJ	BM - 3F	mj	78	Frustr	4.0	2	⊕	10 Aug 2021
BK2		Tim	CBUEY	BM - 3F	mb	107	Indep	5.0	3	⊕	10 Aug 2021
BK3		Jim	NTKMA	BM - 3F	mj	78	Frustr	2.0	2	⊕	10 Aug 2021
1001A		Sana	IEBLC	BM - 1F	mbj	61	Indep	5.5	2	⊕	23 Jul 2021
1001B		Sara	YWLDA	BM - 1W	mMz	105	Indep	2.5	4	⊕	23 Jul 2021

Score components and scales

- *Level** (mA–mZ) – Moby.Read's reading level captures the student's overall oral reading fluency ability. Levels consider the student's Accuracy, Rate, and Comprehension, and align with an alphabetic scale from mA (Moby.Read A) through mZ (Moby.Read Z).
- mWCPM** (10-210 WCPM) – Moby.Read's Words Correct Per Minute. A scaled WCPM based on the student's WCPM and the difficulty of the passages the student read.
- *WCPM** (0-250 WCPM) – the rate at which a student is reading words correctly, reported as words correct per minute (WCPM).
- *Accuracy** (Indep, Instr, Frustr) – the level indicates how well a student can handle texts in the assigned form. Reported as: Independent (Indep: 96%-100%),

ADMINISTERING MOBY.READ BENCHMARK & PROGRESS MONITOR – QUICK REFERENCE FOR TEACHERS



Instructional (Instr: 91%-95%), or
Frustration (Frust: 90% and below).

- **Comprehension** (0-8) – measures the student's understanding of text materials based on story retells and short answers.
- **Expression** (0-4) – measures how well a student reads with emphasis, intonation, and timing.

Note: * **Benchmark only.** Progress Monitor does not report back Level, WCPM, and Accuracy.

Kindergarten benchmark assessments do not score Rate and Expression.

Level equivalence

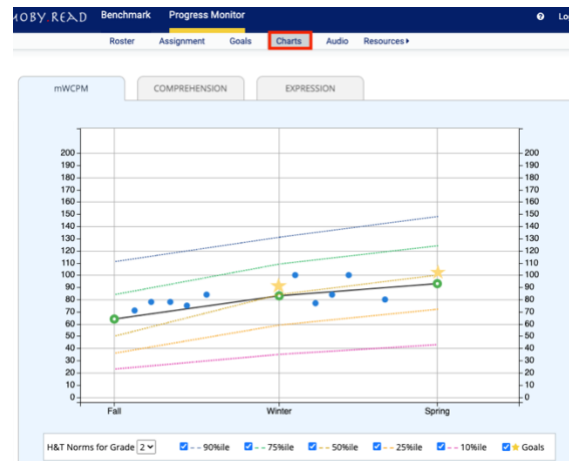
Access the Fountas & Pinnell Equivalence Table under the Resources tab. The table maps Moby.Read levels from benchmark tests to this commonly used reading scale.

Fountas & Pinnell Equivalence Table

Moby.Read Reading Level	Fountas & Pinnell	Key
Below mD	A - E	K or beginning 1 st Grade
mD	F	1 st Grade
mE	G	2 nd Grade
mF	H	3 rd Grade
mG	I	4 th Grade
mH	J	5 th Grade
mI	K	6 th Grade
mJ	L	
mK	M	
mL	N	
mM	O	
mN	P	
mO	Q	
mP	R	
mQ	S	
mR	T	
mS	U	
mT	V	
Above mT	W - Z	

Review performance charts

Click on a score or go to the **Charts** page from the top navigation menu to view a chart plotting student performance over time. Mouse over a node to display the score and test date.

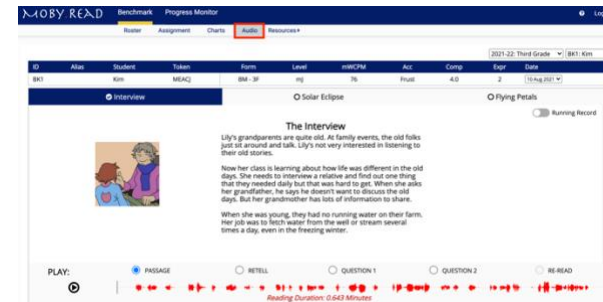


Color-coded performance indicators

- Scores are at or above grade level
- Scores are slightly below grade level
- Scores are below grade level

Listen to recordings

Go to the **Audio** page from the top navigation menu or click on a node in a student performance chart or to listen to recordings of the student's responses.



Automatic Running Record

Benchmark only: Turn on the Running Record slider to see an automated error analysis of misreads and omissions of each passage read aloud.



For more information

Visit us at www.analyticmeasures.com/moby-read.

Download complete instructions [here](#).

Analytic Measures Inc.
Palo Alto, California
Contact: support@analyticmeasures.com